





Pollution Catcher Observation Data Sheet

Track your pollution catcher plate over the next two weeks. Draw the particles that accumulate on the surface every five days using the table below.

<p style="text-align: center;">Day 1</p> 	<p style="text-align: center;">Day 5</p> 
<p style="text-align: center;">Day 10</p> 	<p style="text-align: center;">Day 15</p> 

After 15 Days:

Estimate the number of items that are pollutants or naturally occurring materials.

Identify sources in the area that could have contributed it.
